

Reasons for unmet need for family planning, with attention to the measurement of fertility preferences in Kenya and Bangladesh

Joyce Mumah, African Population and Health Research Center, APHRC

Project Collaborators:

Kazuyo Machiyama, (London School of Hygiene and Tropical Medicine, LSHTM)

Caroline Kabiru, (African Population and Health Research Center, APHRC)

George Odwe, Francis Obare (Population Council)

Fauzia Huda (icddr, b)

John Cleland (LSHTM), **John Casterline**, (Ohio State University)



African Population and
Health Research Center

LONDON
SCHOOL of
HYGIENE
& TROPICAL
MEDICINE



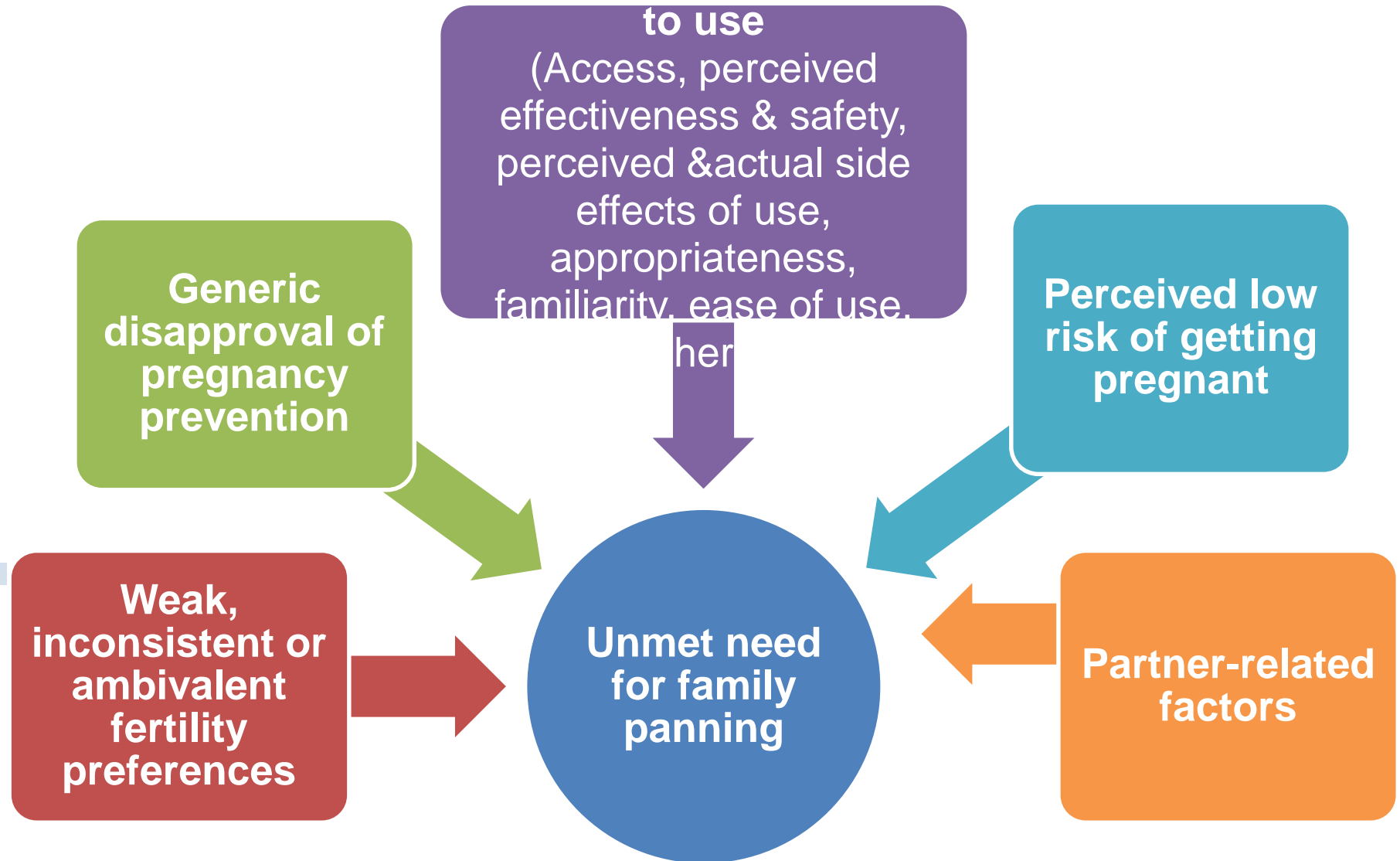
STEP UP

Limitations with current measures of reasons for unmet need for FP

Research on unmet need for FP have been primarily based on the simple measures available in DHS. However:

- Limitations of direct enquiry into motivations to non FP users
 - Self-reported reasons for non-use of family planning
- Lack of comparable information from users
 - e.g. side effects and health concerns
 - Are they equally common among users and non-users?
 - - What distinguishes users and non-users?
- Little is known about women's method-specific perceptions and experiences of contraceptive methods

Causal framework for reasons for unmet need for FP



STUDY AIM:

Which general and method-specific factors determine membership of current, past and never users?

Assess whether a few additions to standard DHS questions on future fertility preferences add significant explanatory power to the probability of current contraceptive use and future intended use for those not currently at risk

Methods

- Cohort study
 - Baseline data collection: September – December 2016
 - Follow-up at 12 months (all sites) and 18 months (Homa-Bay)
- Multi - Sites:
 - Nairobi Urban Health and Demographic Surveillance Site (African Population & Health Research Center - APHRC)
 - Homa-Bay, Western Kenya (Population Council, Kenya)
 - Matlab Health and Demographic Surveillance System, Bangladesh (icddr, b)
- Study population
 - A total of 7800 married women aged 15-39 recruited in each site

Methods

- Interviewer-administered questionnaire
 - 1) Socio-demographic characteristics, reproductive history, sexual activity;
 - 2) Detailed inquiry about the desire to have another child; and
 - 3) Contraceptive perceptions and experience, including generic attitudes towards pregnancy-prevention, and method-specific perceptions and past contraceptive experiences.

Methods: Measurement of fertility preferences and reproductive outcomes

Additional questions on prospective and retrospective fertility preferences will scrutinize the relationship:

- **Prospective fertility preferences**
 - Importance of avoiding pregnancy
 - Certainty of stated preference
 - Potential changes of stated preference in the future
 - Feelings about getting pregnant

- **Retrospective fertility preferences**
 - Importance of avoiding pregnancy
 - Feelings about pregnancy
 - Use of family planning right before pregnancy

Preliminary results

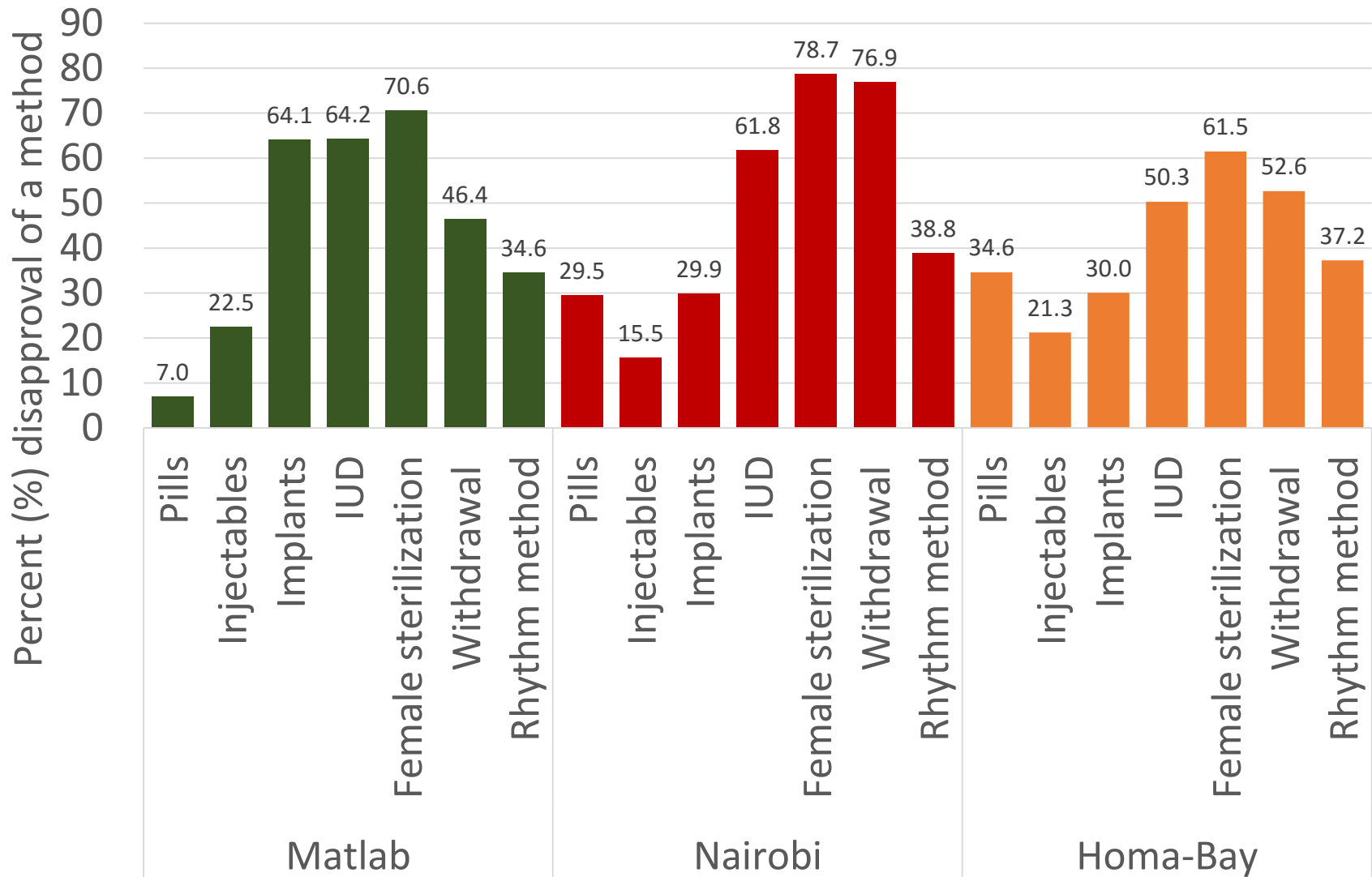
Current (and recent) use of family planning

	Matlab	Nairobi	Homa-Bay
Female sterilization	4.6	0.8	2.6
Male sterilization	0.5	0.1	0.3
IUD	0.3	1.8	0.5
Implants	2.2	19.5	18.1
Injectables	17.7	32.3	27.3
Pill	25.4	8.4	2.7
Condom (last 4 wks)	5.6	0.6	15.3
Emergency contraception (last 4 wks)	0.0	0.4	0.2
Lactational amenorrhoea method	0.0	1.2	2.9
Rhythm method (last 4 wks)	2.0	2.6	6.7
Withdrawal (last 4 wks)	2.1	0.6	3.3
Any method	59.3	66.8	64.4
Any modern method	56.2	64.1	60.6
Multiple use past 4 weeks			
One method	58.0	65.5	52.0
More than one method	1.3	1.3	12.5
Number of women	2605	2812	2424

Women's perceptions of contraceptive methods

Perceived partner's disapproval

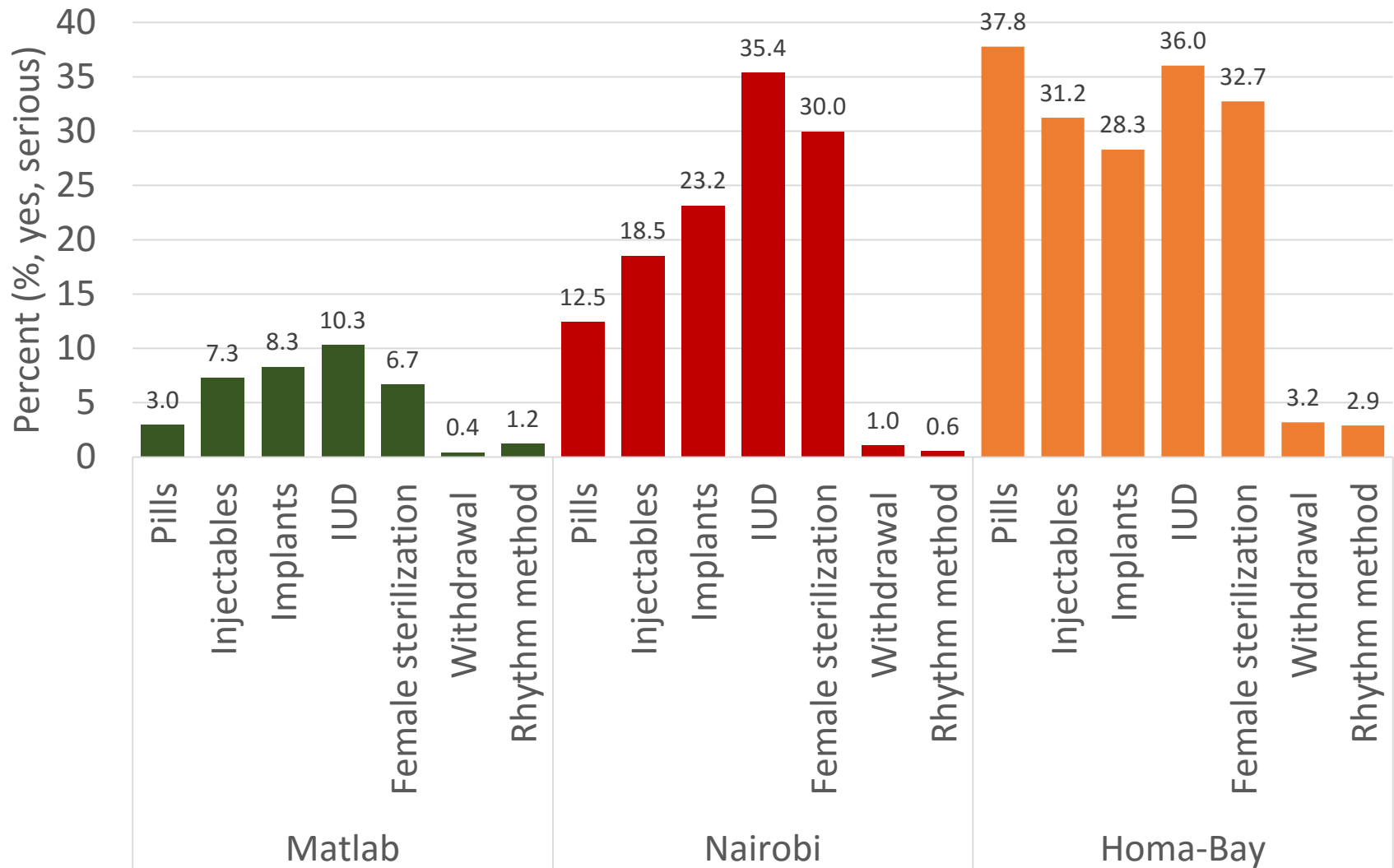
If your husband/partner wanted to avoid pregnancy, would he approve or disapprove of using (METHOD)? (Among all women who knew the method)



Cause serious health problems

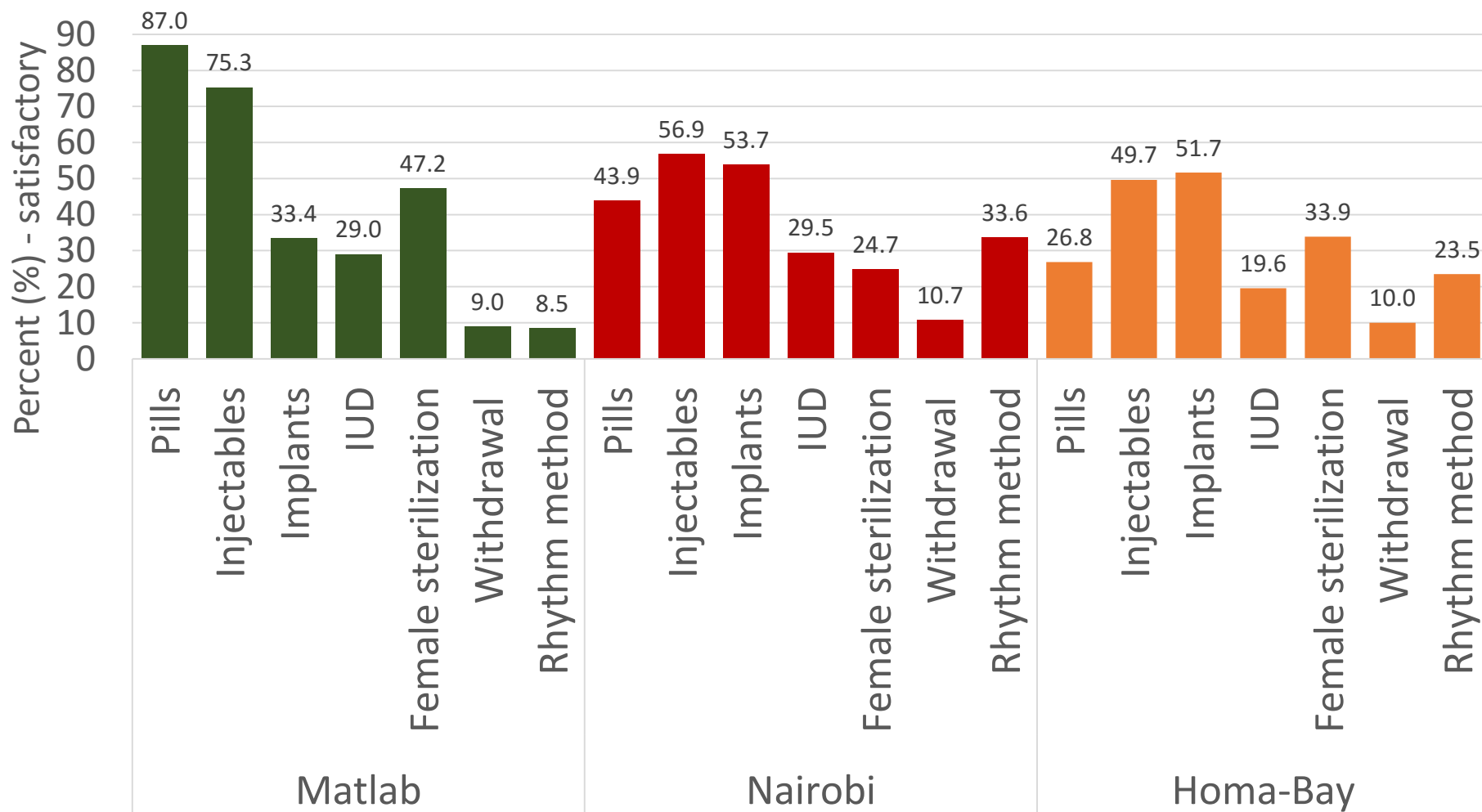
In your opinion, is use of (METHOD) likely to cause health problems?

If YES, serious or not serious? (Among all women who knew the method)



Satisfactory experiences of a method among social network

Have any of your friends, relatives, neighbours tried (METHOD). If YES, in general, did she/they find (METHOD) satisfactory or unsatisfactory to use? (Among all women who knew the method)



Women's perceptions and experiences with common methods, by use status

Perceptions about **injectables** by current, past and non-users (%)

	Matlab			Nairobi			Homa-Bay		
	Current	Past	Never	Current	Past	Never	Current	Past	Never
Cause serious health problems Yes, serious	2.2	11.0	6.7	10.5	22.7	20.5	24.3	36.7	29.5
Interfere with menstruation Yes	67.9	72.2	41.8	73.2	82.3	77.1	80.4	83.9	74.2
Cause unpleasant side effect Yes	26.3	52.3	31.8	50.6	65.9	61.9	80.4	83.9	74.2
Cause infertility Yes, perhaps	6.1	7.1	6.2	26.0	30.0	26.7	15.4	16.8	19.3
TOTAL(N)	461	877	1245	909	1218	681	663	1067	675



*15% were missing



Perceptions about pills by current, past and non-users by site (%)

	Matlab			Nairobi			Homa-Bay		
	Current	Past	Never	Current	Past	Never*	Current	Past	Never
Cause serious health problems Yes, serious	0.9	3.8	3.3	5.1	14.2	12.6	13.9	42.7	37.0
Interfere with menstruation Yes	6.0	9.0	5.8	25.1	40.8	42.5	40.0	59.6	56.1
Cause unpleasant side effect Yes	14.1	31.9	26.5	30.2	51.5	47.3	33.9	63.0	56.5
Cause infertility Yes, perhaps	7.6	10.3	6.5	10.2	13.0	14.7	15.4	15.6	15.6
TOTAL(N)	662	1399	539	235	868	1684	65	576	1717



*15% were missing



Perceptions about **implants** by current, past and non-users (%)

	Matlab			Nairobi			Homa-bay		
	Current	Past	Never	Current	Past	Never	Current	Past	Never
Cause serious health problems									
Yes, serious	1.8	28.6	8.0	9.7	35.5	24.4	16.3	36.6	29.9
Interfere with menstruation									
Yes	43.9	53.6	14.0	59.4	75.1	67.7	62.8	68.2	57.7
Cause unpleasant side effect									
Yes	29.8	57.1	17.4	44.9	70.9	61.5	62.8	68.2	57.7
Cause infertility									
Yes, perhaps	3.5	0.0	4.3	16.0	22.4	22.6	10.7	13.7	13.2
TOTAL(N)	57	56	2140	544	406	1628	441	336	1614



Fertility preferences & contraceptive use

Women's prospective fertility preferences by current contraceptive method, among non-pregnant fecund women who want no more or want to wait 2+ years in Nairobi

	Type of current method (%)			
	Long-term method	Short-term hormonal method	Traditional method	Non use
Fertility preferences				
Avoiding pregnancy now				
Very important	27.6	49.0	6.5	10.5
Somewhat important	26.8	46.5	7.0	11.3
Not at all important	14.8	37.0	3.7	37.0
Certainty of fertility preference				
Very certain	27.6	48.8	5.7	11.2
Somewhat uncertain	26.0	49.8	11.0	8.2
Uncertain/unsure	24.0	44.0	12.0	14.0
Likelihood of changing preference				
Very likely	28.8	50.8	5.1	15.3
Somewhat likely	29.3	50.7	6.2	8.0
Very unlikely	27.1	48.4	6.5	11.1
TOTAL (N)	531	946	125	212

Women's prospective fertility preferences by current contraceptive method among non-pregnant fecund women who want no more or want to wait 2+ years in Nairobi (con't)

		Type of current method (%)			
		Long-term method	Short-term hormonal method	Traditional method	Non use
Fertility preferences					
Likelihood of changing preferred timing					
	Very likely	24.2	56.1	6.1	10.6
	Somewhat likely	24.8	51.3	7.8	7.8
	Very unlikely	26.3	50.9	5.5	10.8
Feelings about getting pregnant					
	Worried about telling husband/partner	30.4	45.1	5.9	12.7
	Parents not pleased	24.7	47.1	6.2	15.6
	Worried about finances	29.3	46.6	5.9	11.7
	Concerned about own health	28.4	46.4	5.2	13.5
	Consider termination	34.6	44.3	4.9	11.4
TOTAL (N)		531	946	125	212

TOTAL (N)

Summary


- Dissatisfaction was higher among past users, but observed among current users as well.
- Health problems, interference with menstruation, side effects are of concerns particularly among past users.
- But the concerns are mentioned by a substantial minority of current users
- A belief in infertility was not mentioned much for pill users, but we observe significant concerns about the impact of injectables and implants on fertility.
-
- In this baseline study, the additional preference questions don't seem to add much explanatory power to current contraceptive use.



STRENGTHENING EVIDENCE FOR PROGRAMMING ON UNINTENDED PREGNANCY



The **STEP UP (Strengthening Evidence for Programming on Unintended Pregnancy) Research Programme Consortium** is coordinated by the Council in partnership with the African Population and Health Research Center; icddr,b; the London School of Hygiene and Tropical Medicine; and Marie Stopes International. STEP UP is funded by UK aid from the UK Government.



Thank you

jmumah@aphrc.org